

# OUTLINER 40 RC

## (Recessed)

Outliner Recessed series is a custom made linear luminaires series with Transparent, Milky Satin or Microprismatic cover. It is available in 2 different widths of 20 and 40mm (luminous area widths). It is offered in standard and in custom lengths. The series offers an excellent uniformity with colour consistency.

- L90/B10 > 50.000h (for monochromatic models).
- 3 SDCM (for monochromatic models).
- Ingress Protection: IP40

### L90/B10 50.000h

for monochromatic models

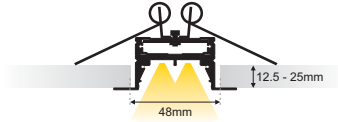
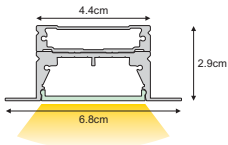
#### Available upon request:

- ✓ Custom dimensions
- ✓ Custom luminaire colours

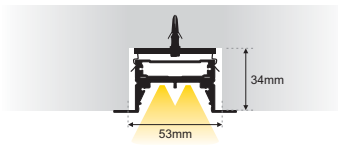


Seamless

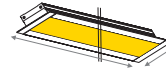
**STANDARD**



Standard installation



Optional installation upon request



**Dimensions:**

for **Monochromatic, Tunable White:**  
68 x 55,6/88,9/105,6/122,3/155,6/205,6cm  
**Cutting hole:**  
48 x 53,6/86,9/103,6/120,3/153,6/203,6cm

for **RGBWW-RGBCW 84LED/m:**  
68 x 55,6/91,3/105,6/127/155,6/205,6cm  
**Cutting hole:**  
48 x 53,6/89,3/103,6/125/153,6/203,6cm

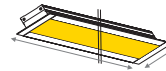
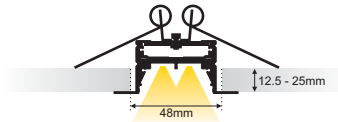
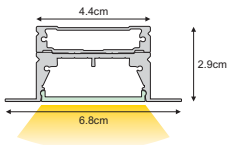
for **RGBWW-RGBCW 60LED/m, RGB 60LED/m, RGB 30LED/m:**  
68 x 55,6/85,6/105,6/125,6/155,6/205,6cm  
**Cutting hole:**  
48 x 53,6/83,6/103,6/123,6/153,6/203,6cm

for **RGB 96LED/m:**  
68 x 55,6/93,1/105,6/124,3/155,6/205,6cm  
**Cutting hole:**  
48 x 53,6/91,1/103,6/122,3/153,6/203,6cm



**Note:**  
Cutting hole must be 20mm than the luminaire length.

**SEAMLESS**



**Dimensions:**

for **Monochromatic, Tunable White:**  
68 x 51,3/86,7/103,3/120/153,3/203,3cm  
**Cutting hole:**  
48 x 51,3/84,7/101,3/118/151,3/201,3cm

for **RGBWW-RGBCW 84LED/m:**  
68 x 51,3/89/103,3/124,7/153,3/203,3cm  
**Cutting hole:**  
48 x 51,3/87/101,3/122,7/151,3/201,3cm

for **RGBWW-RGBCW 60LED/m, RGB 60LED/m, RGB 30LED/m:**  
68 x 51,3/83,3/103,3/123,3/153,3/203,3cm  
**Cutting hole:**  
48 x 51,3/81,3/101,3/121,3/151,3/201,3cm

for **RGB 96LED/m:**  
68 x 51,3/90,8/103,3/122/153,3/203,3cm  
**Cutting hole:**  
48 x 51,3/88,8/101,3/120/151,3/201,3cm



**Note:**  
Cutting hole must be 20mm shorter than the luminaire length.

**Connectors**



Input cable with IP connectors supplied as extra.



In-Out cables & waterproof connectors supplied as extra.



Supply connectors for a luminaire array (as extra)

- CNC.009** 2 pole connector (monochrome)
- CNC.013** 4 pole connector (RGB)
- CNC.053** 5 pole connector (RGBW)

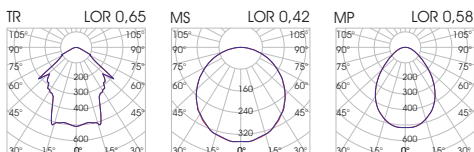
STANDARD



Model	Luminaire Colour*	Colour Temperature	CRI	Watt / Length**	Type	Voltage		
<b>OUTLINER 40 Recessed</b> <i>(OUTLINER 40 RC)</i>	Anodized (AN) White (WH) Black (BL)	2000K (20)	≥ 80 (80)	21W / 55.6cm (21W056)	Transparent (TR) Milky Satin (MS) Microprismatic (MP)	24VDC (24)		
		2500K (25)		35W / 88.9cm (35W089)				
		2700K (27)		42W / 105.6cm (42W106)				
		3000K (30)		49W / 122.3cm (49W122)				
		4000K (40)		63W / 155.6cm (63W156)				
		5700K (57)		84W / 205.6cm (84W206)				
		<b>TUNABLE WHITE</b>						
		<b>Colour Temperature CRI Watt / Length**</b>						
		Tunable White 2700K~5700K <i>(TW)</i>		≥ 80 (80)			20W / 55.6cm (20W056)	
							33.3W / 88.9cm (33W089)	
							40W / 105.6cm (40W106)	
							46.7W / 122.3cm (47W122)	
60W / 155.6cm (60W156)								
80W / 205.6cm (80W206)								
<b>RGBWW / RGBCW / RGB</b>								
<b>Colour</b>		<b>Watt / Length**</b>						
RGBWW (RGBWW) RGBCW (RGBCW) 84LED/m		27W / 55.6cm (27W056)						
		46.2W / 91.3cm (46W091)						
		54W / 105.6cm (54W106)						
RGBWW (RGBWW) RGBCW (RGBCW) 60LED/m**		19.4W / 55.6cm (19W056)						
		31.2W / 85.6cm (31W086)						
		39W / 105.6cm (39W106)						
RGB (RGB96)		23W / 55.6cm (23W056)						
		40.2W / 93.1cm (40W093)						
		46W / 105.6cm (46W106)						
RGB (RGB60)		14.4W / 55.6cm (14W056)						
		23.2W / 85.6cm (23W086)						
		29W / 105.6cm (29W106)						
RGB (RGB30)		34.8W / 125.6cm (35W126)						
		43.4W / 155.6cm (43W156)						
		58W / 205.6cm (58W206)						
		7.2W / 55.6cm (07W056)						
		11.4W / 85.6cm (11W086)						
		14.4W / 105.6cm (14W106)						
17.2W / 125.6cm (17W126)								
21.6W / 155.6cm (22W156)								
28.8W / 205.6cm (29W206)								
						12VDC (12)		

\* Available in other colours upon request

\*\* The LED density of these ribbons is low thus, the homogeneity of lighting surface of Milky type luminaire will be affected.

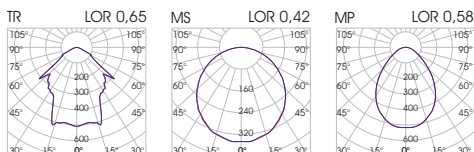


Ordering Code Example: OUTLINER 40RC-AN-RGB60-35W126-MS-24

**SEAMLESS**

Model	Luminaire Colour*	Colour Temperature	CRI	Watt / Length***	Type	Voltage		
<b>OUTLINER 40 Recessed SEAMLESS</b> <small>(OUTLINER 40 RCS)</small>	Anodized <small>(AN)</small>	2000K <small>(20)</small>	≥ 80 <small>(80)</small>	21W / 50.3cm <small>(21W050)</small>	Transparent <small>(TR)</small> Milky Satin <small>(MS)</small> Microprismatic <small>(MP)</small>	24VDC <small>(24)</small>		
	White <small>(WH)</small>	2500K <small>(25)</small>		35W / 83.7cm <small>(35W084)</small>				
	Black <small>(BL)</small>	2700K <small>(27)</small>		42W / 100.3cm <small>(42W100)</small>				
		3000K <small>(30)</small>		49W / 117cm <small>(49W117)</small>				
		4000K <small>(40)</small>		63W / 150.3cm <small>(63W150)</small>				
		5700K <small>(57)</small>		84W / 200.3cm <small>(84W200)</small>				
	<b>TUNABLE WHITE</b>							
		Colour Temperature	CRI	Watt / Length***				
		Tunable White <small>(TW)</small>	≥ 80 <small>(80)</small>	20W / 50.3cm <small>(20W050)</small>				
				33.3W / 83.7cm <small>(33W084)</small>				
			40W / 100.3cm <small>(40W100)</small>					
			46.7W / 117cm <small>(47W117)</small>					
			60W / 150.3cm <small>(60W150)</small>					
			80W / 200.3cm <small>(80W200)</small>					
<b>RGBWW / RGBCW / RGB</b>								
	Colour		Watt / Length***					
	RGBWW <small>(RGBWW)</small>		27W / 50.3cm <small>(27W050)</small>					
	RGBCW <small>(RGBCW)</small>		46.2W / 86cm <small>(46W086)</small>					
	84LED/m		54W / 100.3cm <small>(54W100)</small>					
			65.6W / 121.7cm <small>(66W122)</small>					
			81W / 150.3cm <small>(81W150)</small>					
			108W / 200.3cm <small>(108W200)</small>					
	RGBWW <small>(RGBWW)</small>		19.4W / 50.3cm <small>(19W050)</small>					
	RGBCW <small>(RGBCW)</small>		31.2W / 80.3cm <small>(31W080)</small>					
	60LED/m**		39W / 100.3cm <small>(39W100)</small>					
			46.8W / 120.3cm <small>(47W120)</small>					
			58.4W / 150.3cm <small>(58W150)</small>					
			78W / 200.3cm <small>(78W200)</small>					
	RGB <small>(RGB96)</small>		23W / 50.3cm <small>(23W050)</small>					
	96LED/m		40.2W / 87.8cm <small>(40W088)</small>					
			46W / 100.3cm <small>(46W100)</small>					
			54.6W / 119cm <small>(55W119)</small>					
			69W / 150.3cm <small>(69W150)</small>					
			92W / 200.3cm <small>(92W200)</small>					
	RGB <small>(RGB60)</small>		14.4W / 50.3cm <small>(14W050)</small>					
	60LED/m**		23.2W / 80.3cm <small>(23W080)</small>					
			29W / 100.3cm <small>(29W100)</small>					
			34.8W / 120.3cm <small>(35W120)</small>					
			43.4W / 150.3cm <small>(43W150)</small>					
			58W / 200.3cm <small>(58W200)</small>					
	RGB <small>(RGB30)</small>		7.2W / 50.3cm <small>(07W050)</small>			12VDC <small>(12)</small>		
	30LED/m**		11.4W / 80.3cm <small>(11W080)</small>					
			14.4W / 100.3cm <small>(14W100)</small>					
			17.2W / 120.3cm <small>(17W120)</small>					
			21.6W / 150.3cm <small>(22W150)</small>					
			28.8W / 200.3cm <small>(29W200)</small>					

\*\* Available in other colours upon request  
 \*\* The LED density of these ribbons is low thus, the homogeneity of lighting surface of Milky type luminaire will be affected.



Ordering Code Example: OUTLINER 40RCS-AN-RGB60-35W120-MP-24